

Student Satisfaction Survey Report

Introduction and Objectives:

Rayat Shikshan Sanstha's, Rajarshi Chhatrapati Shahu College, Kolhapur was established in the year 1961. The college aims at the overall development of the students to become entrepreneurs and professionals in the respective disciplines. IQAC of the college was conducted a Student Satisfaction Survey regarding Teaching- Learning and Evaluation, which will help to upgrade the quality in higher education. Receiving positive and negative feedback from these students is important as both are crucial in helping monitor and evaluate the provision. Listening to what student say is a contributing factor to running a successful college or institution. This survey was developed to capture students' evaluation about teacher, facilities and curriculum related issues.

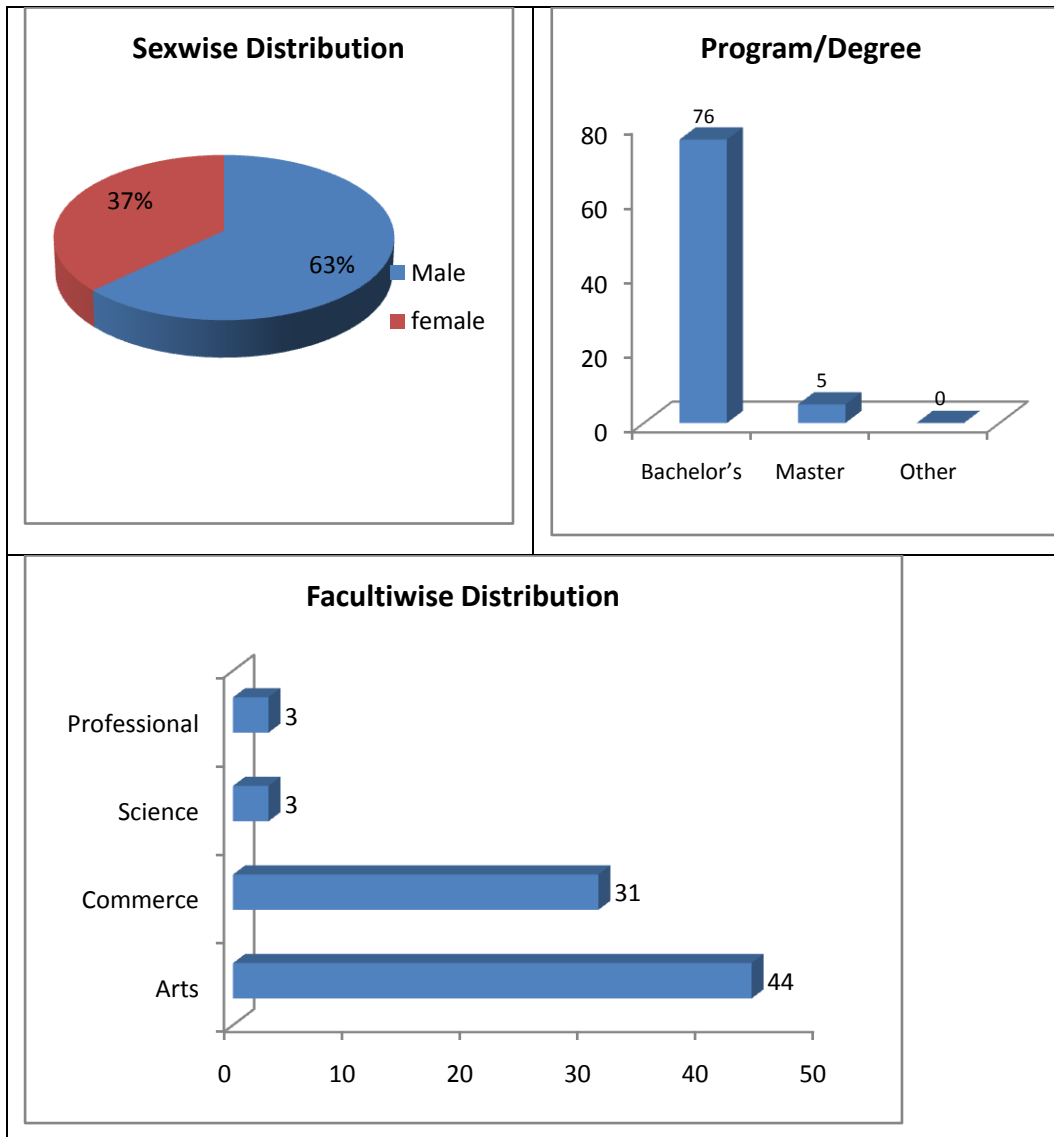
Methodology:

In every academic year we ask our students to fill a Student Satisfaction Survey (SSR) form which is made available on college websites. Filling of SSR is voluntary or optional. For the academic year 2019-20 there was 1047 registered students at the college every year data was collected during the period 1st March to 10th March but due to COVID pandemic, this year data was collected after lockdown period the link of form also made available to students on their email address, Whatsapp groups and college websites. Eighty one (81) students responded to the survey providing a response rate of 7.75%. The analysis presented in these reports is based on the responses of 81 respondents to the survey.

Respondent Profile:

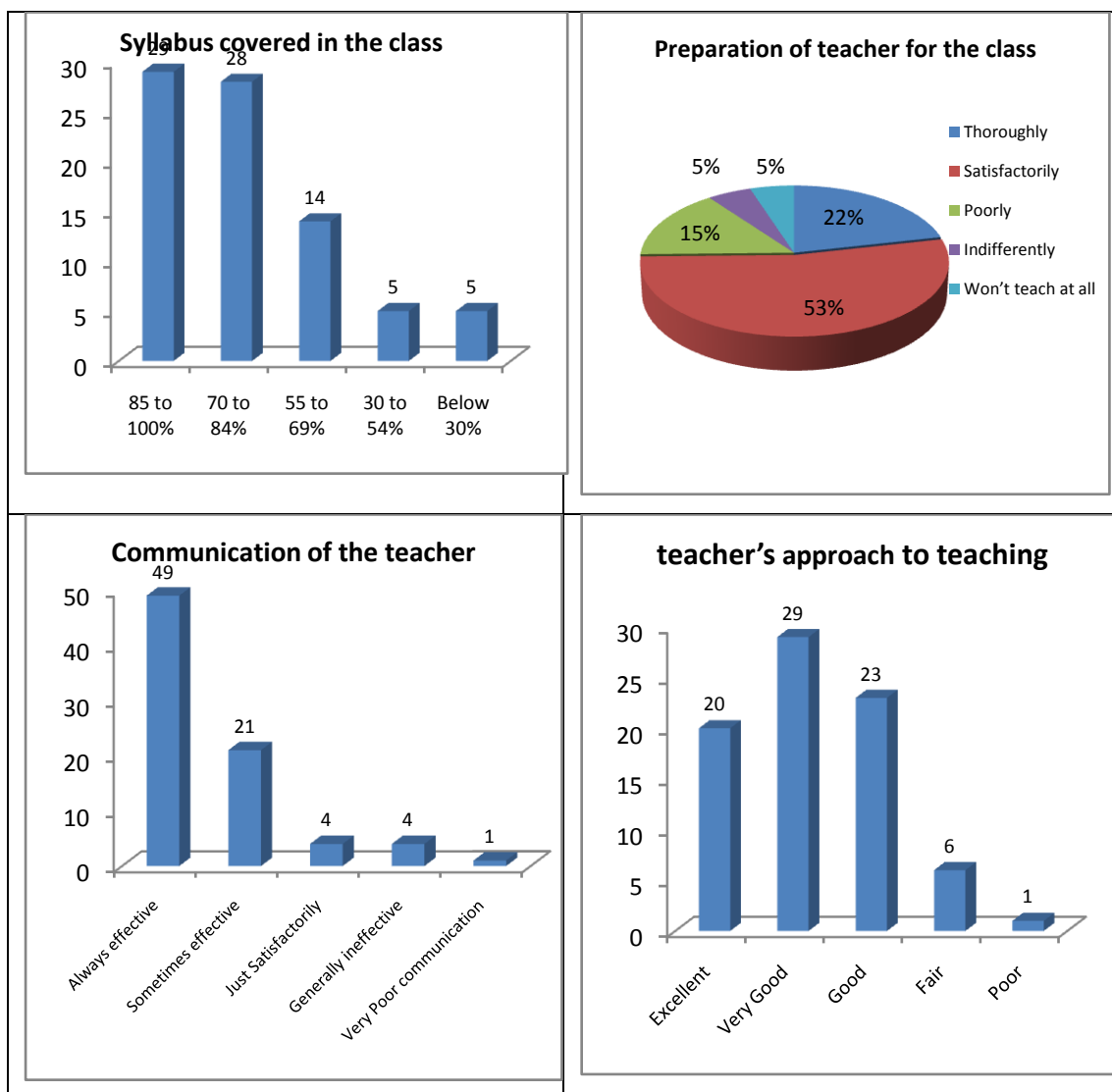
The respondent sample is broadly representative of the student population with respect to gender program level and course. There is 63% of male and 37% of female respondents in the survey sample. Most respondents

are pursuing programs at bachelor degree level (94%). The highest number of respondent came from the Science and Arts faculty (54%, 38%)

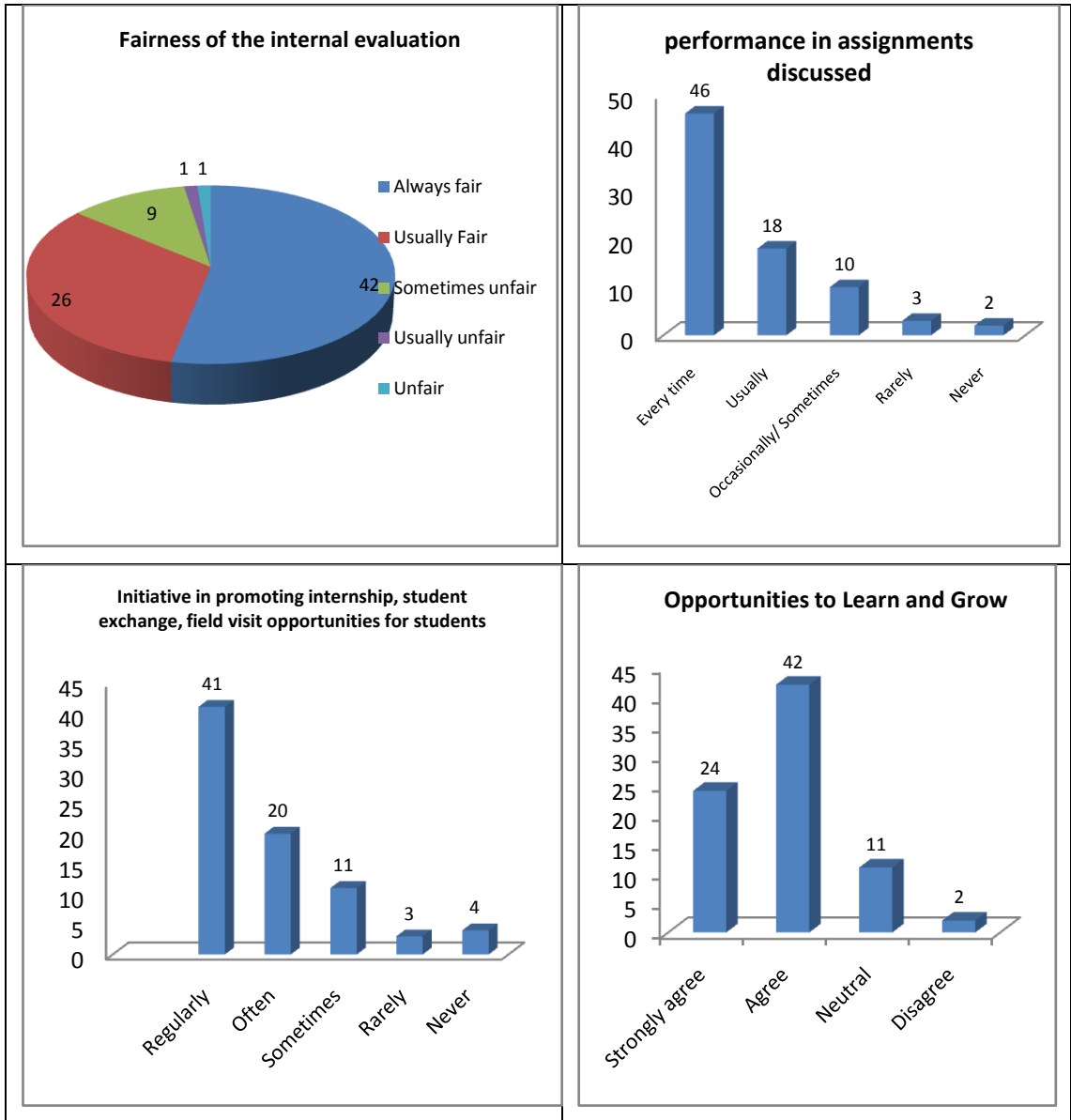


Overall Evaluation:

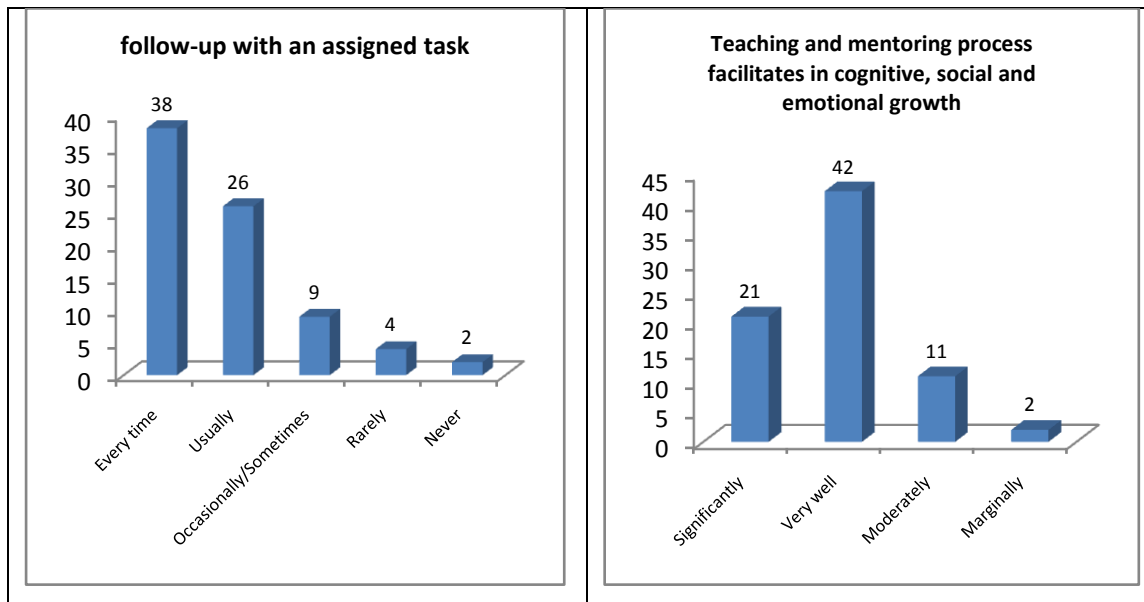
Feedback was collected and analyzed by Feedback Analysis Committee of the college. Opinion of the students is obtained about each parameter in percentage.



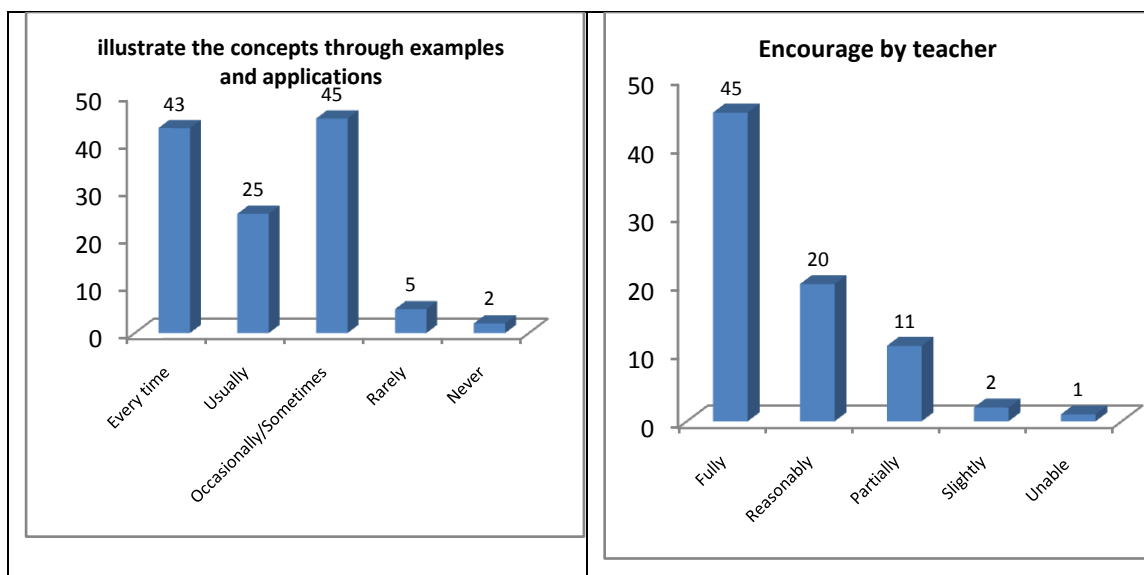
Above students indicate that syllabus covered in the class is more than 85% more than 68% of all students reported being satisfied about the teachers preparation for the class. Most off students 75% indicates that all the teachers' communications is effective. There is 50% student's opinion about teacher approaches to students.



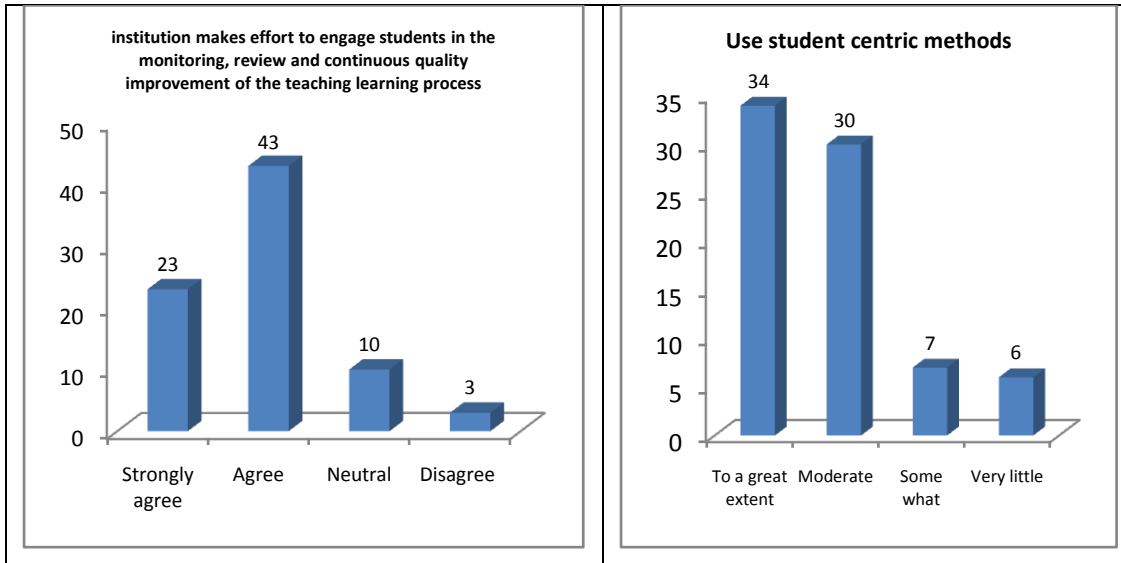
About a 68% students are agree with fairness of teachers in the internal evaluation. However 32% of students are not agreeing with it. About 68% of students are saying that teachers always discussed student performance with them. There are about 41 % of students are agreeing with the institute initiative to take the active interest in promoting internship, Student Exchange, Field Visit opportunity for student regularly. More than 66% of students are agree with multiple opportunities given by institute to them to learn and grow.



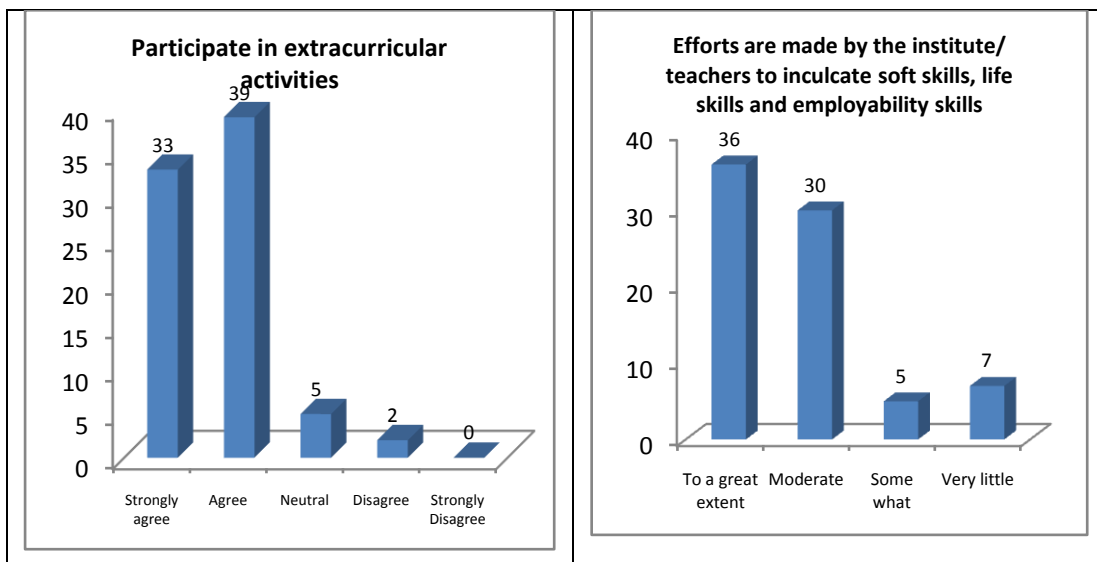
Most of the students 64% are agreeing with mentor who does necessary follow up with an assignment task given to them. More than 75% of all students are agreeing with teaching and mentoring process in institute on significantly facilities you in cognitive social and emotional growth.



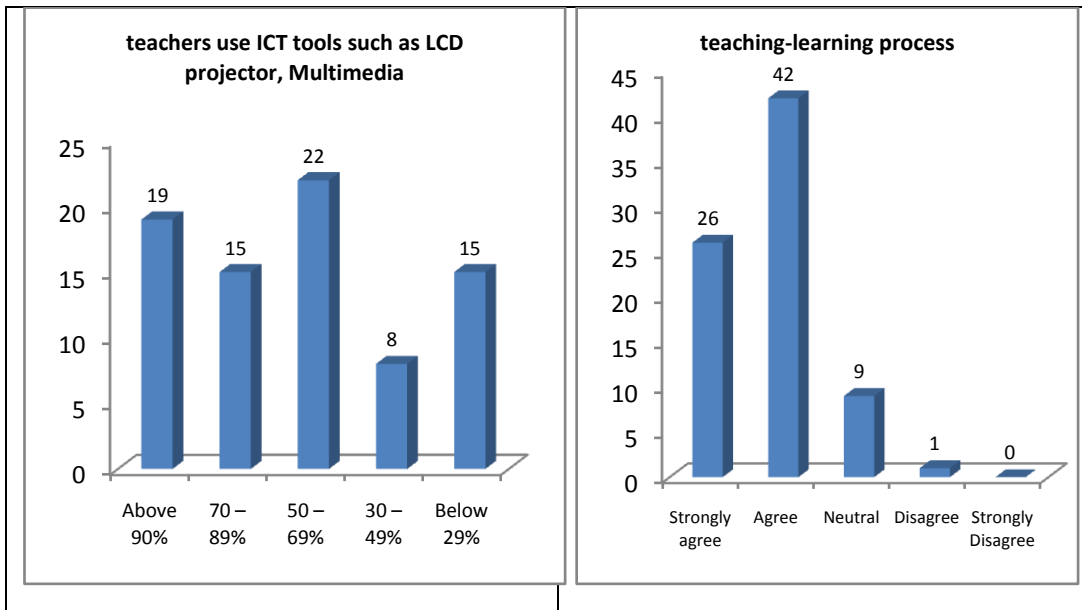
More than more than 75% of all students are satisfied with the conceptual illustrations given by teacher using examples and applications. About 75% of student's opinion is they are encouraged by teacher.



About 23% of students are strongly agreed and about 40% of students are agreeing with the institutional efforts to engage students in the monitoring review and continuous quality improvement of the teaching learning process. About 34% of students are strongly agree and about 30% of students are moderately agreeing with the institution or teacher use student centering method such as experimental learning, participative learning and problem solving methodology for enhancing learning experiences to a great extent.



About 33% of students are strongly agreed and 39% of students are agreeing participates in extracurricular activities. Also more than 66% of students are strongly agree with efforts are made by the institute for teachers to in indicates soft skill life skill and employability skill.



More than 75% of students are agreeing with the fact that half of the teachers use ICT tools such as LCD projector multimedia extra while teaching. Most of the students (75%) are agreeing with the overall quality of teaching learning process.